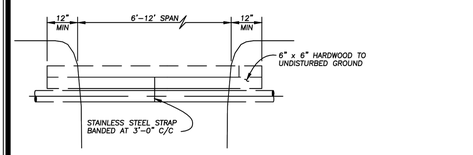

SECTION

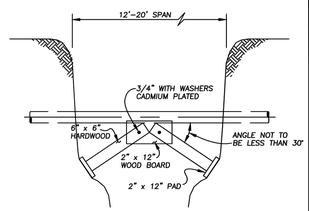

SECTION

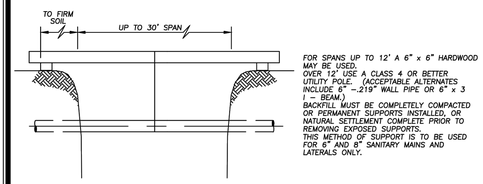

FOR SPANS UP TO 12' A 6" x 6" HARDWOOD MAY BE USED.
OVER 12' USE A CLASS 4 OR BETTER UTILITY POLE. (ACCEPTABLE ALTERNATES INCLUDE 6" -.219" WALL PIPE OR 6" x 3 I - BEAM.)
BACKFILL MUST BE COMPLETELY COMPACTED OR PERMANENT SUPPORTS INSTALLED, OR NATURAL SETTLEMENT COMPLETE PRIOR TO REMOVING EXPOSED SUPPORTS.
THIS METHOD OF SUPPORT IS TO BE USED FOR 6" AND 8" SANITARY MAINS AND LATERALS ONLY.

SECTION

THIS SYSTEM MAY BE USED FOR LONGER SPANS (UP TO 30') BY USE OF 6" x 6" CENTER HARDWOOD.

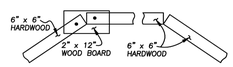

FIG 3.15.1

LAKE COUNTY DEPARTMENT OF UTILITIES		
SUPPORT OF SANITARY UTILITIES PERPENDICULAR TO EXCAVATION		
DATE: 09-10	DRAWN BY: D.D.B.	SCALE: NONE

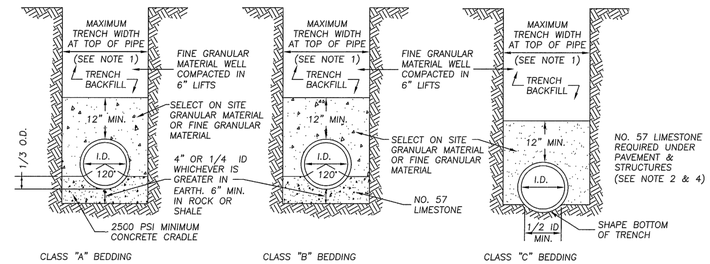

NOTES:
1. MAXIMUM TRENCH WIDTH AT TOP OF PIPE SHALL BE O.D. +24" FOR ALL PIPE SIZES UP TO AND INCLUDING 24" I.D., AND O.D. +30" FOR PIPE LARGER THAN 24" I.D.
2. PIPE BACKFILL UNDER PAVEMENT AND STRUCTURES SHALL BE NO.46 OR NO.57 LIMESTONE COMPACTED TO TOP OF TRENCH. SEE SECTION 1.24 FOR COMPACTION REQUIREMENTS. THE BACKFILL MATERIAL SHALL EXTEND A MINIMUM OF 3 FEET BEYOND EACH EDGE OF PAVEMENT OR STRUCTURE. IN AREAS OUTSIDE OF PAVEMENT, SELECT ON-SITE GRANULAR MATERIAL APPROVED BY LAKE COUNTY SANITARY ENGINEER MAY BE USED IN LIFTS NOT TO EXCEED 6" FOR PIPE BACKFILL ABOVE BEDDING.
3. ALL BEDDING SHALL BE CLASS "B" UNLESS OTHERWISE NOTED ON THE PLANS OR AUTHORIZED BY THE ENGINEER.
4. SLAG SHALL NOT BE USED FOR BEDDING OR BACKFILL.
5. CLAY DAMS SHALL BE REQUIRED WHEN AND WHERE NECESSARY PER THE SOLE DISCRETION OF THE LCDU.
6. THESE SPECIFICATIONS ARE TO BE CONSIDERED MINIMUM REQUIREMENTS AND ARE SUPERSEDED BY THE REQUIREMENTS OF THE LOCAL AUTHORITY WITH JURISDICTION OVER THE ROADWAY, WHEN APPLICABLE.
7. FOR PVC PIPE SEE FIG 3.17.2

FIG 3.17.1

SANITARY SEWER
VCP OR DIP PIPE ONLY

LAKE COUNTY DEPARTMENT OF UTILITIES		
TRENCH AND BEDDING DETAILS		
DATE: 11-14	DRAWN BY: DDB	SCALE: NONE

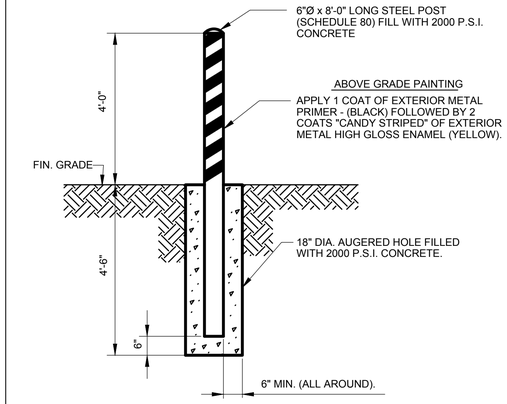

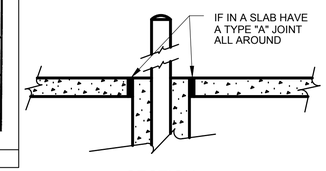

SECTION

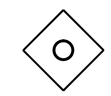

DIAMOND AROUND POST WITH TYPE "A" JOINT

PLAN

STEEL POST DETAIL

11/88 SD-6-5

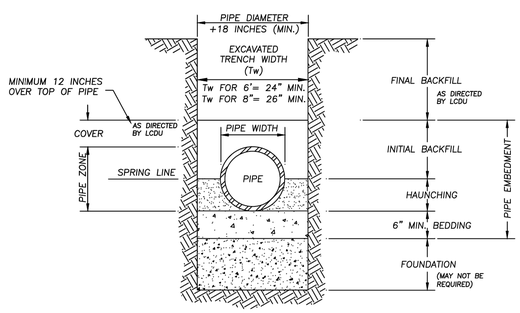

NOTES:

1. FOUNDATION, BEDDING, HAUNCHING AND INITIAL BACKFILL SHALL BE NO. 46 OR 57 LIMESTONE ONLY, AND HAUNCHING MATERIAL MUST BE WORKED UNDER HAUNCHES.
2. FINAL BACKFILL TO SUBGRADE SHALL BE IN ACCORDANCE WITH ALL REQUIREMENTS AND STANDARDS OF THE PUBLIC AGENCY HAVING PRIMARY JURISDICTION. UNLESS OTHERWISE SO STIPULATED THE FINAL BACKFILL SHALL BE ODOT 304 LIMESTONE TO SUBBASE LIMITS UNDER ALL PAVEMENT, WALKS, STRUCTURES, ETC.
3. WHEN SHEETING, STAY BRACING OR A TRENCH BOX IS USED OR UNSTABLE TRENCH WALLS ARE ENCOUNTERED, THE BEDDING WIDTH SHALL BE FIVE (5) PIPE DIAMETERS.
4. SLAG BEDDING SHALL NOT BE USED.
5. CLAY DAMS SHALL BE REQUIRED WHEN AND WHERE NECESSARY PER THE SOLE DISCRETION OF THE LCDU.
6. THESE SPECIFICATIONS ARE TO BE CONSIDERED MINIMUM REQUIREMENTS AND ARE SUPERSEDED BY THE REQUIREMENTS OF THE LOCAL AUTHORITY WITH JURISDICTION OVER THE ROADWAY, WHEN APPLICABLE.
7. ALL BACKFILL SHALL BE COMPACTED IN ACCORDANCE WITH SECTION 1.24.

FIG 3.17.2

LAKE COUNTY DEPARTMENT OF UTILITIES		
STANDARD FLEXIBLE PIPE TRENCH AND BEDDING DETAILS		
DATE: 10-09	DRAWN BY: DDB	SCALE: NONE

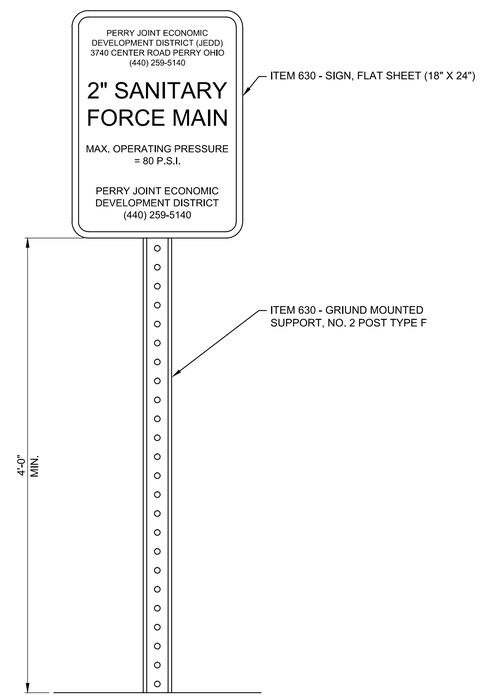

SIGN DETAIL

NOT TO SCALE

STATE OF OHIO
SHAWN ROBERT AIKEN
62788
REGISTERED
PROFESSIONAL ENGINEER

your trusted advisor consultants engineers architects planners

REV.	DESCRIPTION	DATE

REVISIONS

ISSUE DATE: 9/14/2018
SCALE: AS NOTED
DESIGNED BY: GSB
DRAWN BY: RLM
CHECKED BY: GBS

PERRY JOINT ECONOMIC DEVELOPMENT DISTRICT
MIDWEST MATERIALS SANITARY SEWAGE IMPROVEMENT
LAKE COUNTY PERRY, OHIO

SD
STANDARD DETAILS

PROJECT NO. 170415
DISCIPLINE CIVIL
SHEET NAME SD
SHEET 19 OF 22

H:\2017\170415\DWG\SHEETS\G_170415 - STANDARD DETAILS.DWG - LAYOUT1 (3) - 12/7/2018 10:22:51 AM - BOB MARANO