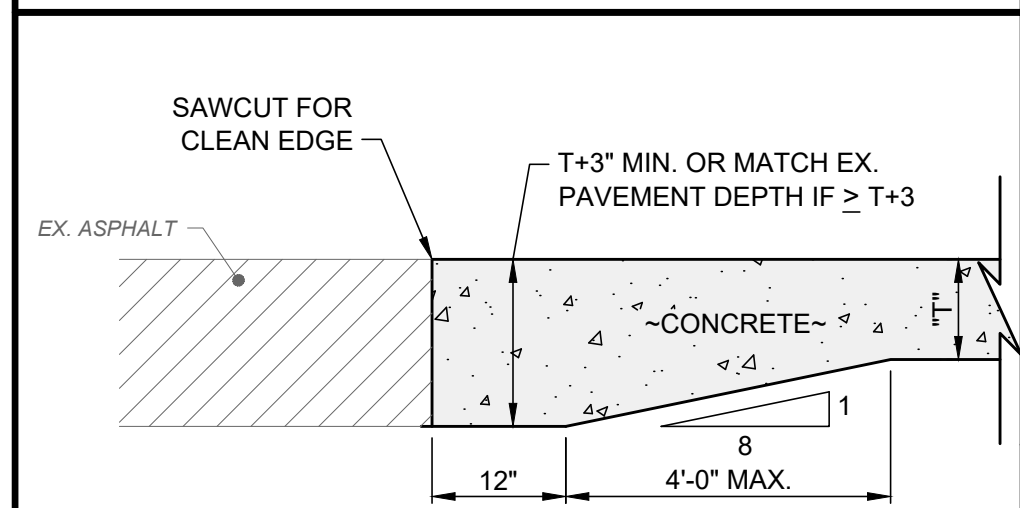
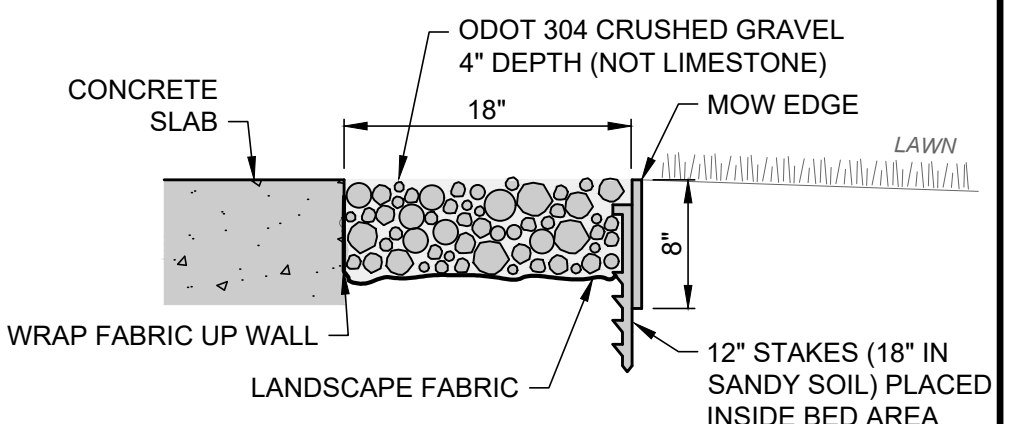


- NOTES:**
- SEE LAYOUT PLAN FOR JOINT LOCATIONS. IF JOINTS ARE NOT SHOWN, THEN THE CONTRACTOR SHALL DETERMINE THE LOCATION OF ALL JOINTS. DIVIDE JOINTS INTO EQUALLY SPACED RECTANGULAR BLOCKS.
 - APPLY LIQUID-MEMBRANE CURING COMPOUND (200 S.F./GAL.)

EXERCISE TRAIL CONCRETE PAVEMENT DETAIL
1 NOT TO SCALE



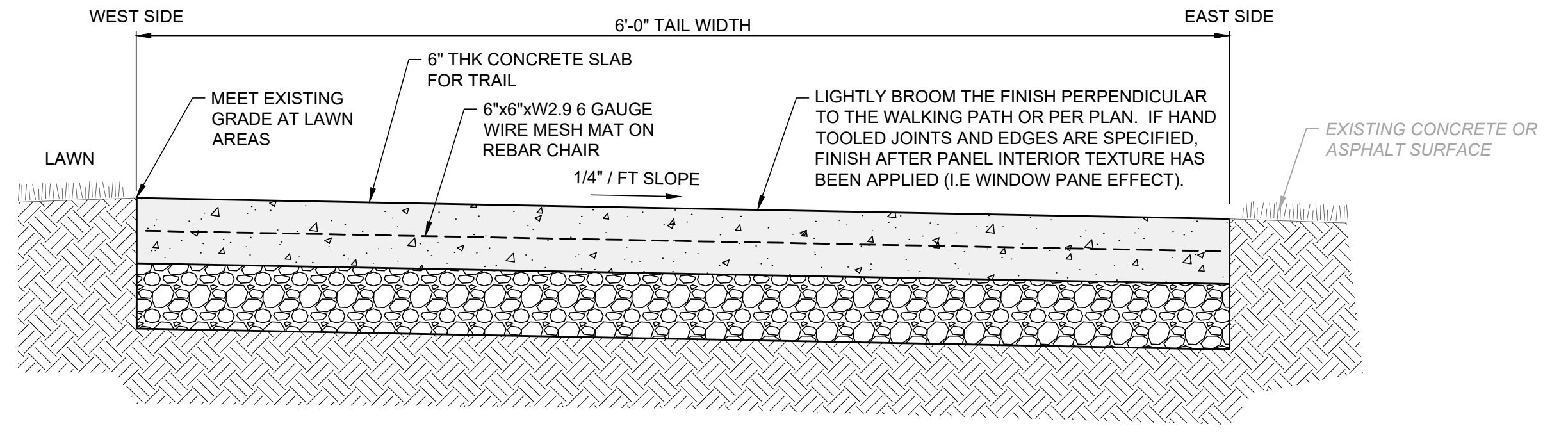
THICKENED CONCRETE EDGE AT EXISTING PAVEMENT DETAIL
2 NOT TO SCALE



- NOTES:**
- MOW EDGE SHALL BE SURE-LOC SURE-EDGE (OR EQUAL) MEETING THE FOLLOWING:
 - SIZE: 3/16" X 8"
 - MATERIAL: RECYCLED 6063 T-6 ALUMINUM
 - FINISH: BLACK ANODIZED FINISH OR OWNER CHOICE
 - SEAMLESS CONNECTION WITH NO JOINT OVERLAPPING
 - ANTI-FROST HEAVE TECHNOLOGY SUCH AS STAKE POCKETS TO ACCEPT STAKE AT 45° ANGLE.
 - MOW EDGE MUST BE INSTALLED WITH CRISP STRAIGHT LINES OR SMOOTH CURVES AS SHOWN ON LAYOUT PLAN.
 - MOW EDGE MUST BE INSTALLED FLUSH TO, AND NOT ABOVE, ALL LAWN AREAS.
 - SECURE ALL START AND STOP POINTS WITH EXTRA END STAKES, AND EACH INTERMEDIATE JOINT WITH 2 STAKES.

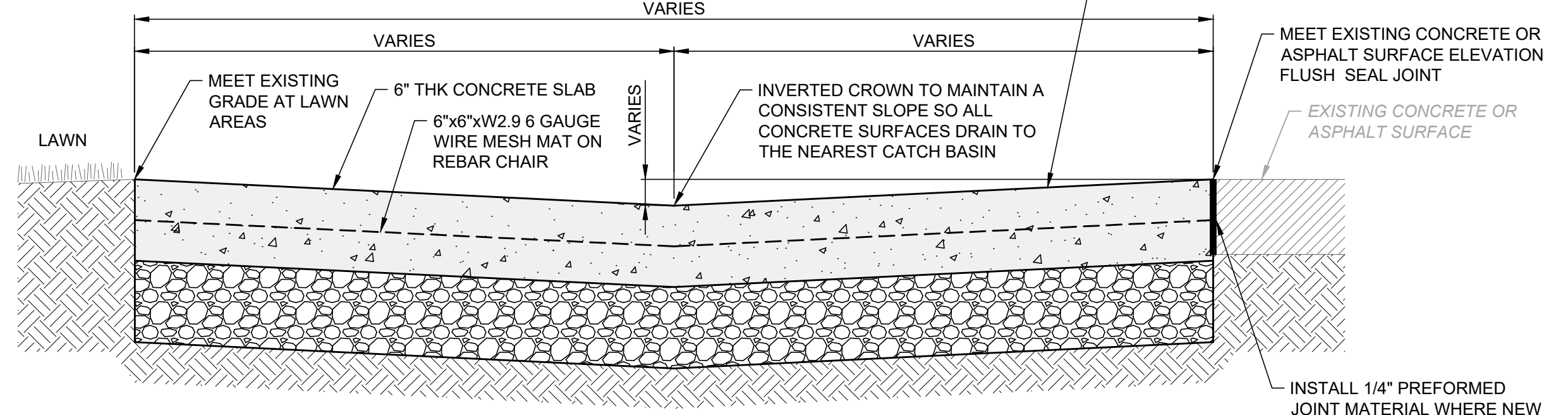
EXERCISE TRAIL MOW EDGE DETAIL
3 NOT TO SCALE

- NOTES:**
- SEE LAYOUT PLAN FOR JOINT LOCATIONS. IF JOINTS ARE NOT PROVIDED, THEN THE CONTRACTOR SHALL DETERMINE THE LOCATION OF ALL JOINTS. CONTROLS JOINTS SHALL BE EQUALLY SPACED EQUAL TO WIDTH OF THE SLAB. EXPANSION JOINTS SHALL BE A MAXIMUM OF EVERY 30 FT TO THE CLOSEST CONTROL JOINT.
 - SAW CUT OR HAND TOOL JOINT 1/8" WIDE BY 1/4 OF "T" DEEP.
 - ROUND ALL EDGES AND JOINTS WITH A 1/4" RADIUS.
 - APPLY LIQUID-MEMBRANE CURING COMPOUND (200 S.F./GAL.)





EXERCISE TRAIL TYPICAL CROSS SECTION STA: 0+00 TO 2+22.3
4 NOT TO SCALE

- NOTES:**
- SEE LAYOUT PLAN FOR JOINT LOCATIONS. IF JOINTS ARE NOT PROVIDED, THEN THE CONTRACTOR SHALL DETERMINE THE LOCATION OF ALL JOINTS. CONTROLS JOINTS SHALL BE EQUALLY SPACED EQUAL TO WIDTH OF THE SLAB. EXPANSION JOINTS SHALL BE A MAXIMUM OF EVERY 30 FT TO THE CLOSEST CONTROL JOINT.
 - SAW CUT OR HAND TOOL JOINT 1/8" WIDE BY 1/4 OF "T" DEEP.
 - ROUND ALL EDGES AND JOINTS WITH A 1/4" RADIUS.
 - APPLY LIQUID-MEMBRANE CURING COMPOUND (200 S.F./GAL.)



EXERCISE TRAIL TYPICAL CONCRETE CROSS SECTION STA: 2+22.6 TO 5+03.2
5 NOT TO SCALE



ISSUED FOR:	BID SET	NO.	REVISION	DATE
ISSUE DATE:	12/19/2019	A	ADDENDUM #2 - REPLACE SHEET	1/22/2020
SCALE:	AS NOTED			
DESIGNED BY:	RDS			
DRAWN BY:	RDS			
CHECKED BY:	CEC			

CITY OF WILLOWICK
MANNY PARK EXERCISE TRAIL IMPROVEMENTS PROJECT
 LAKE COUNTY
 WILLOWICK, OHIO
 CONSTRUCTION DETAILS - 10 SERIES
 CONSTRUCTION DETAILS 2

PROJECT NO.	19023301
DISCIPLINE	GENERAL
SHEET NAME	10G-02
SHEET	OF
10A	12